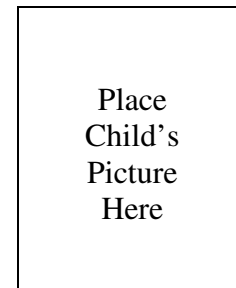


Food Allergy Action Plan

Student's Name: _____ D.O.B: _____ Teacher: _____



ALLERGY TO: _____

Asthmatic Yes* No *Higher risk for severe reaction

◆ STEP 1: TREATMENT ◆

Symptoms:

Give Checked Medication**:

(To be determined by physician authorizing treatment)

- | | | |
|--------------------------------------------------------------------------|--------------------------------------|----------------------------------------|
| ▪ If a food allergen has been ingested, but <i>no symptoms</i> : | <input type="checkbox"/> Epinephrine | <input type="checkbox"/> Antihistamine |
| ▪ Mouth Itching, tingling, or swelling of lips, tongue, mouth | <input type="checkbox"/> Epinephrine | <input type="checkbox"/> Antihistamine |
| ▪ Skin Hives, itchy rash, swelling of the face or extremities | <input type="checkbox"/> Epinephrine | <input type="checkbox"/> Antihistamine |
| ▪ Gut Nausea, abdominal cramps, vomiting, diarrhea | <input type="checkbox"/> Epinephrine | <input type="checkbox"/> Antihistamine |
| ▪ Throat† Tightening of throat, hoarseness, hacking cough | <input type="checkbox"/> Epinephrine | <input type="checkbox"/> Antihistamine |
| ▪ Lung† Shortness of breath, repetitive coughing, wheezing | <input type="checkbox"/> Epinephrine | <input type="checkbox"/> Antihistamine |
| ▪ Heart† Thready pulse, low blood pressure, fainting, pale, blueness | <input type="checkbox"/> Epinephrine | <input type="checkbox"/> Antihistamine |
| ▪ Other† _____ | <input type="checkbox"/> Epinephrine | <input type="checkbox"/> Antihistamine |
| ▪ If reaction is progressing (several of the above areas affected), give | <input type="checkbox"/> Epinephrine | <input type="checkbox"/> Antihistamine |

The severity of symptoms can quickly change. †Potentially life-threatening.

DOSAGE

Epinephrine: inject intramuscularly (circle one) EpiPen® EpiPen® Jr. Twinject™ 0.3 mg Twinject™ 0.15 mg (see reverse side for instructions)

Antihistamine: give _____ medication/dose/route

Other: give _____ medication/dose/route

◆ STEP 2: EMERGENCY CALLS ◆

1. Call 911 (or Rescue Squad: _____) . State that an allergic reaction has been treated, and additional epinephrine may be needed.

2. Dr. _____ at _____

3. Emergency contacts:

Name/Relationship	Phone Number(s)
a. _____	1.) _____ 2.) _____
b. _____	1.) _____ 2.) _____
c. _____	1.) _____ 2.) _____

EVEN IF PARENT/GUARDIAN CANNOT BE REACHED, DO NOT HESITATE TO MEDICATE OR TAKE CHILD TO MEDICAL FACILITY!

Parent/Guardian Signature _____ Date _____

Doctor's Signature _____ Date _____
(Required)

TRAINED STAFF MEMBERS

1. _____

Room _____

2. _____

Room _____

3. _____

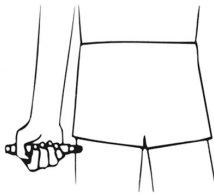
Room _____

EpiPen® and EpiPen® Jr. Directions

- Pull off gray activation cap.

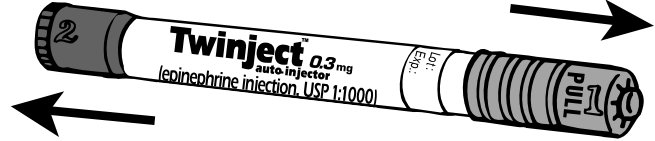


- Hold black tip near outer thigh (always apply to thigh).



- Swing and jab firmly into outer thigh until Auto-Injector mechanism functions. Hold in place and count to 10. Remove the EpiPen® unit and massage the injection area for 10 seconds.

Twinject™ 0.3 mg and Twinject™ 0.15 mg Directions



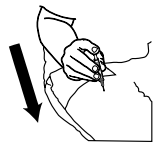
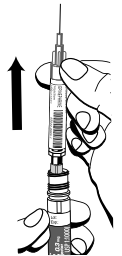
- Pull off green end cap, then red end cap.
- Put gray cap against outer thigh, press down firmly until needle penetrates. Hold for 10 seconds, then remove.



SECOND DOSE ADMINISTRATION:

If symptoms don't improve after 10 minutes, administer second dose:

- Unscrew gray cap and pull syringe from barrel by holding blue collar at needle base.
- Slide yellow or orange collar off plunger.
- Put needle into thigh through skin, push plunger down all the way, and remove.



Once EpiPen® or Twinject™ is used, call the Rescue Squad. Take the used unit with you to the Emergency Room. Plan to stay for observation at the Emergency Room for at least 4 hours.

For children with multiple food allergies, consider providing separate Action Plans for different foods.



***Medication checklist adapted from the Authorization of Emergency Treatment form developed by the Mount Sinai School of Medicine. Used with permission.*