



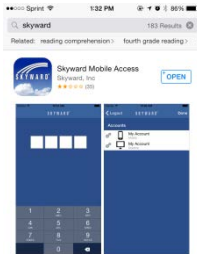
How to install the Skyward APP and lookup your Son's Schedule

Step 1: On any mobile device please go to the APP store of the device.

On Apple go to the apple store, on Android go to the Google Store, and on Windows Phones go to the Windows store.



Step 2: Once in there simply search for Skyward (Download the App)



Now open the app

Step 3: It will prompt you for the District Name

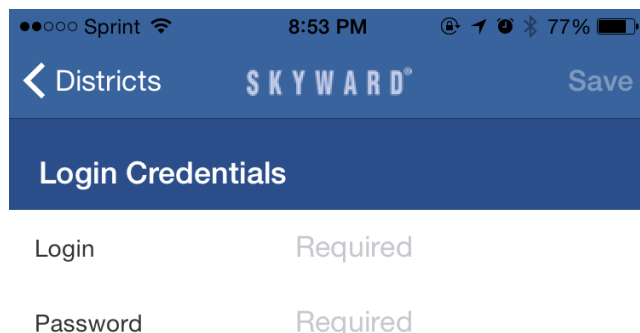


by District Name


Pease Type Chaminade

Step 4: Login (You will need your Skyward Username and Password)

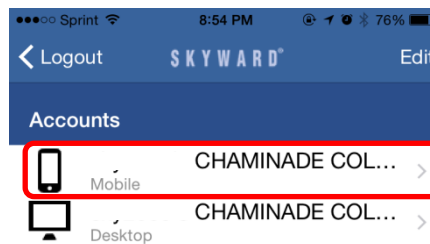
If you need this information please contact Julie Quint at 314-993-4400ext. 1164 or Jquint@chaminade-stl.org



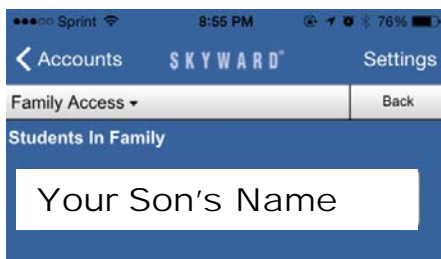
Step 5: The app will prompt you for a 4 digit pin (this is whatever Pin you choose). You will use this pin now to login to the app.



Step 6: Choose the Mobile option

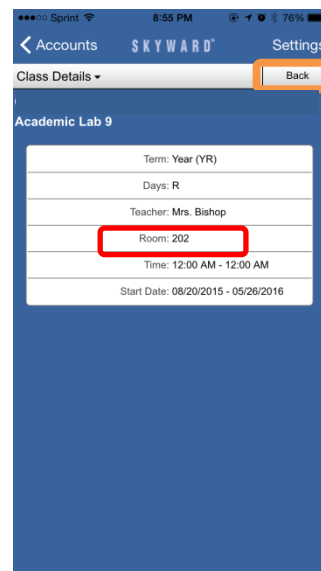
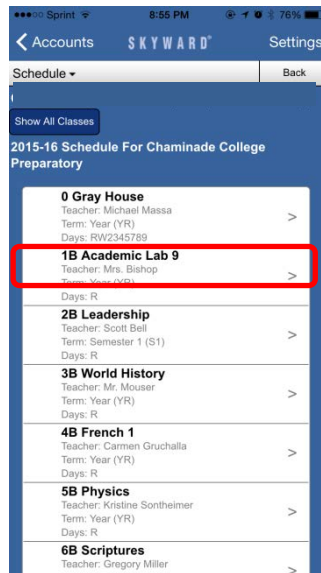
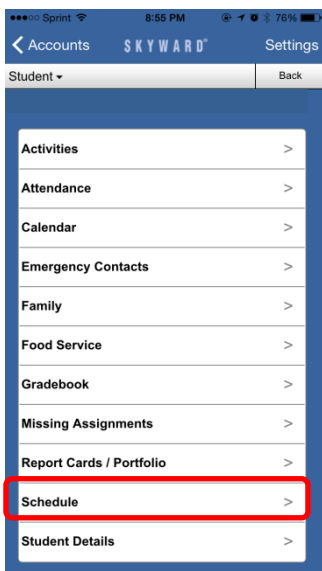


Step 7: Select Family Access-



Then select your Son's Name

Step 8: Choose Schedule - Then click on the class to see the class location



To go back select the BACK button

For additional questions

Please contact Lee Tilley at 314-993-4400 ext. 1190 or L.Tilley@chaminade-stl.org

CHAMINADE